

**Stochastic processes with matrix exponential
functions
(phase type and matrix exponential distributions,
rational and Markov arrival processes)**

Miklós Telek

Department of Telecommunications
Technical University of Budapest

e-mail: telek@hit.bme.hu

October 25, 2011.

Outline

- Starting point: CTMC
- Processes with matrix exponential functions
 - Phase type distributions
 - Matrix exponential distributions
 - Markov arrival process
 - Rational arrival process
- Applications
 - Fitting
 - Queue analysis

Starting point: CTMC

$X(t) \in S$ is a CTMC.

$S = \{1, 2, \dots, n\}$: discrete finite state space.

$Q = \{q_{ij}\}$ infinitesimal generator matrix.

q_{ij} : transition rate from state i to state j ($i \neq j$).

$-q_{ii}$: departure rate from state i .

For a regular CTMC $q_{ii} = -\sum_{j \in S} q_{ij} \Rightarrow Q\mathbf{1} = \mathbf{0}$,

where $\mathbf{1}$ is a column vector of ones.

$$Pr(X(t) = j | X(0) = i) = \left[e^{Q t} \right]_{ij}$$

$e^{Q t}$ is a stochastic matrix: $e^{Q t} \mathbf{1} = \mathbf{1} \mathbf{1} + \underbrace{\sum_{i=1}^{\infty} Q^i \mathbf{1} t^i / i!}_{\mathbf{0}} = \mathbf{1}$

Starting point: transient CTMC

$X(t) \in S$ is a transient CTMC.

$S = \{1, 2, \dots, n\}$: discrete finite state space.

$\mathbf{A} = \{a_{ij}\}$ transient infinitesimal generator matrix.

a_{ij} : transition rate from state i to state j ($i \neq j$).

$-a_{ii}$: departure rate from state i .

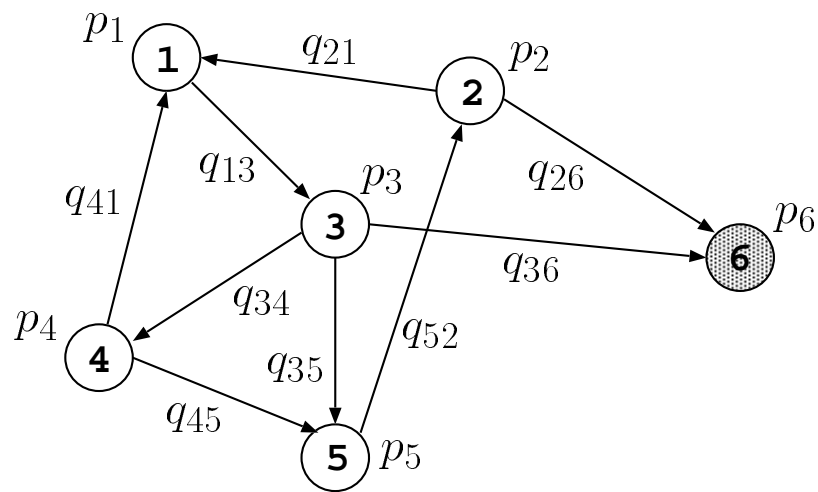
For a transient CTMC $a_{ii} \leq -\sum_{j \in S} a_{ij} \Rightarrow \mathbf{A}\mathbf{1} \leq \mathbf{0}$.

$Pr(X(t) = j | X(0) = i) = [e^{\mathbf{A}t}]_{ij}$

$e^{\mathbf{A}t}$ is a sub-stochastic matrix: $e^{\mathbf{A}t}\mathbf{1} \leq \mathbf{1}$

Phase type distributions

T : time to absorption in a Markov chain with n transient, 1 absorbing state, initial probability vector α and transient generator \mathbf{A} .



$$\text{Generator matrix: } \mathbf{Q} = \begin{bmatrix} \mathbf{A} & \mathbf{a} \\ \mathbf{0} & \mathbf{0} \end{bmatrix} \quad (\mathbf{a} = -\mathbf{A}\mathbf{1})$$

Properties of the generator matrix

$$\text{Generator matrix: } \mathbf{Q} = \begin{bmatrix} \mathbf{A} & \mathbf{a} \\ \mathbf{0} & \mathbf{0} \end{bmatrix} \quad (\mathbf{a} = -\mathbf{A}\mathbf{I})$$

$$\text{Transition probability matrix: } e^{\mathbf{Q}t} = \begin{bmatrix} e^{\mathbf{A}t} & \star \\ \mathbf{0} & \mathbf{1} \end{bmatrix}$$

For $i, j \leq n$:

$$\Pr(X(t) = j | X(0) = i) = [e^{\mathbf{Q}t}]_{ij} = [e^{\mathbf{A}t}]_{ij}$$

Properties of the generator matrix

States $1, 2, \dots, n$ are transient

$$\Rightarrow \lim_{t \rightarrow \infty} Pr(X(t) < n + 1) = 0$$

\Rightarrow the eigenvalues of \mathbf{A} have negative real part

$\Rightarrow \mathbf{A}$ is non-singular

$\Rightarrow (-\mathbf{A})^{-1}$ has an important stochastic interpretation

Assumption: the CTMC starts from a transient state ($\alpha \mathbf{1} = 1$).

Properties of phase type distributions

$$\begin{aligned} Pr(T < t) &= Pr(X(t) = n + 1) = 1 - \sum_{i=1}^n Pr(X(t) = i) = \\ &= 1 - \sum_{k=1}^n \sum_{i=1}^n \underbrace{Pr(X(0) = k)}_{\alpha_k} \underbrace{Pr(X(t) = i | X(0) = k)}_{[e^{\mathbf{A}t}]_{ki}} \\ &= 1 - \alpha e^{\mathbf{A}t} \mathbf{1} \end{aligned}$$

Representation: PH(α, \mathbf{A})

initial probability distribution (α) / $n - 1$ parameters/ +
transient infinitesimal generator matrix (\mathbf{A}) / n^2 /

Only for transient states. / $n^2 + n - 1$ /

Properties of phase type distributions

$$\text{CDF: } F(t) = 1 - \alpha e^{\mathbf{A}t} \mathbf{1}$$

$$\text{PDF: } f(t) = \alpha e^{\mathbf{A}t} \mathbf{a}$$

$$\text{moments: } \mu_k = E(T^k) = k! \alpha (-\mathbf{A})^{-k} \mathbf{1}$$

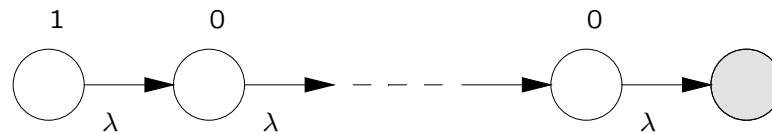
LST:

$$\begin{aligned} f^*(s) &= \alpha (s\mathbf{I} - \mathbf{A})^{-1} \mathbf{a} = \alpha \left[\frac{\det(s\mathbf{I} - \mathbf{A})_{ji}}{\det(s\mathbf{I} - \mathbf{A})} \right] \mathbf{a} = \\ &= \frac{s^{n-1} + a_{n-2}s^{n-2} + \dots + a_1s + a_0}{s^n + b_{n-1}s^{n-1} + \dots + b_1s + b_0} \end{aligned}$$

$$f^*(s)|_{s \rightarrow 0} = \int_0^\infty f(t) dt = 1 \quad \Rightarrow \quad a_0 = b_0 \quad /2n - 1/$$

Properties of phase type distributions

- rational Laplace tr.
- closed for min/max, mixture, summation, ...
- $f(t) > 0$
- support on $(0, \infty)$
- exponential tail decay
- $CV_{min} = \frac{1}{N}$ only for Erlang distribution



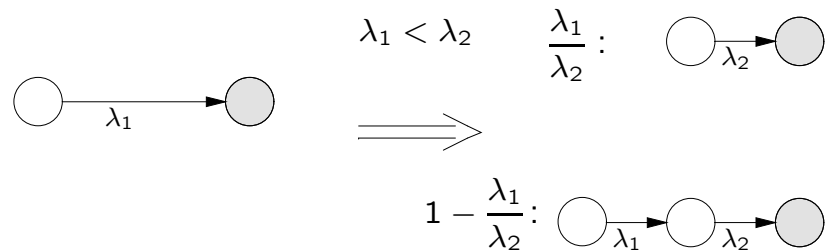
Similar PH distributions

If \mathbf{B} is nonsingular, $\mathbf{B}\mathbf{1} = \mathbf{1}$, $\gamma = \alpha\mathbf{B}$ and $\mathbf{G} = \mathbf{B}^{-1}\mathbf{A}\mathbf{B}$

then $\text{PH}(\alpha, \mathbf{A}) = \text{PH}(\gamma, \mathbf{G})$

$$F(t) = \mathbf{1} - \gamma e^{\mathbf{G}t} \mathbf{1} = \mathbf{1} - \alpha \mathbf{B} e^{\mathbf{B}^{-1} \mathbf{A} \mathbf{B} t} \mathbf{B}^{-1} \mathbf{1} = \mathbf{1} - \alpha e^{\mathbf{A}t} \mathbf{1}$$

Identity of PH distributions of different sizes:



$$\left(\frac{\lambda_1}{\lambda_2} \right) \frac{\lambda_2}{s + \lambda_2} + \left(1 - \frac{\lambda_1}{\lambda_2} \right) \frac{\lambda_1}{s + \lambda_1} \frac{\lambda_2}{s + \lambda_2} = \frac{\lambda_1}{s + \lambda_1}$$

Special PH classes

A unique and minimal representation (canonical form) of the PH class is not available

→ use of simple PH subclasses:

- Acyclic PH distributions
- Hypo-exponential distr. (“series”, “ $cv < 1$ ”)
- Hyper-exponential distr. (“parallel”, “ $cv > 1$ ”)
- ...

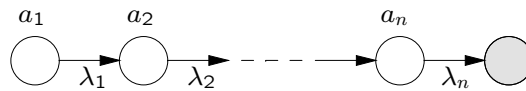
Acyclic PH distributions

Each transient state is visited at most ones

⇒ triangular generator

⇒ real eigenvalues

The acyclic PH class allows a unique and minimal (canonical) representation with only $2N - 1$ parameters.



where $\lambda_i < \lambda_{i+1}$ and $\sum_i a_i = 1 / 2n - 1 /$.

Matching with PH distributions

Moments matching:

Find a PH distribution with the same first K moments.

- Solution exists for $K = 2n - 1$,

but the result is not necessarily a distribution.

- Open problem for $3 < K < 2n - 1$.

Fitting with PH distributions

Fitting:

given a non-negative distribution find a “similar” PH distribution.

Formally:

$$\min_{PHparameters} \left\{ \text{Distance}(PH, Original) \right\}$$

Distance:

- squared CDF difference: $\int_0^{\infty} (F(t) - \hat{F}(t))^2 dt$
- density difference: $\int_0^{\infty} |f(t) - \hat{f}(t)| dt$
- relative entropy: $\int_0^{\infty} f(t) \log \left(\frac{f(t)}{\hat{f}(t)} \right) dt$

Fitting with PH distributions

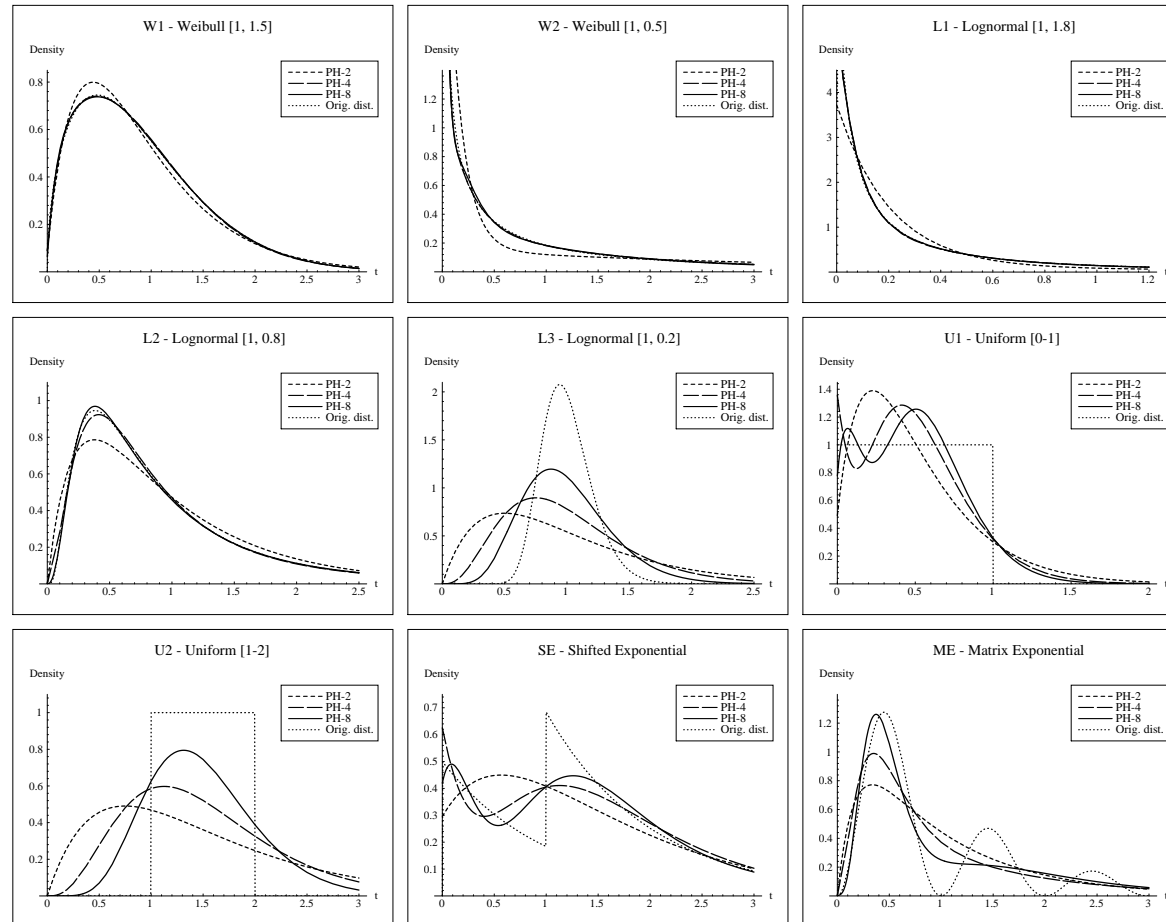
Problems:

- vector-matrix representation:
 - $\sim n^2$ parameters \rightarrow over-parameterized,
 - easy to check the PH conditions,
- moments or Laplace representation:
 - $2n - 1$ parameters \rightarrow minimal number of parameters,
 - hard to check the PH conditions.

One possible solution:

- Acyclic PH with canonical representation:
 - $2n - 1$ parameters,
 - easy to check the PH conditions,
 - ... but only for a subclass of PH distributions.

Fitting with PH distributions



Applications of Phase type distributions

Non-Markovian models \rightarrow Markovian analysis

(transient $p_0 e^{\mathbf{Q}t}$, stationary $p\mathbf{Q} = 0, p\mathbf{1} = 1$)

- queueing models (matrix geometric methods)
- performance, performability models
- stochastic model description languages (Petri net, process algebra)

Matrix exponential distribution

T has a matrix exponential distribution if its CDF has the form

$$F(t) = \mathbf{1} - \alpha e^{\mathbf{A}t} \mathbf{1}$$

where α is a row vector and \mathbf{A} is a square matrix (without any structural restriction).

The vector matrix pair (α, \mathbf{A}) define a distribution if $F(t) = \mathbf{1} - \alpha e^{\mathbf{A}t} \mathbf{1}$ is monotone increasing.

- Easy to check necessary and sufficient conditions are not available.
- Closed form necessary and sufficient conditions are available for $n = 3$.

Properties of matrix exponential distributions

- rational Laplace tr.
- closed for min/max, mixture, summation, ...
- $f(t) \leq 0$
- support on $(0, \infty)$
- exponential tail decay
- $CV_{min} \ll \frac{1}{n}$
($n = 3$: $CV_{min} \sim 1/5$, $n = 15$: $CV_{min} \sim 1/100$)
- $CV_{min} \leftrightarrow$ only conjectures exit

Applications of matrix exponential distributions

Non-Markovian models → easy to compute non-Markovian analysis
(transient $p_0 e^{\mathbf{Q}t}$, stationary $p\mathbf{Q} = 0, p\mathbf{1} = 1$)

- queueing models (matrix geometric methods)
- performance, performability models
- stochastic model description languages (Petri net, process algebra)

Markov arrival process

A point process characterized by a modulating CTMC.

- \mathbf{D}_0 : state (phase) transition rate without arrival
- \mathbf{D}_1 : state (phase) transition rate with arrival
- \mathbf{D}_{1ii} : arrival rate when the CTMC is in state i .

$\mathbf{D} = \mathbf{D}_0 + \mathbf{D}_1$ generator of the modulating CTMC.

$\mathbf{D}\mathbf{1} = \mathbf{0}$.

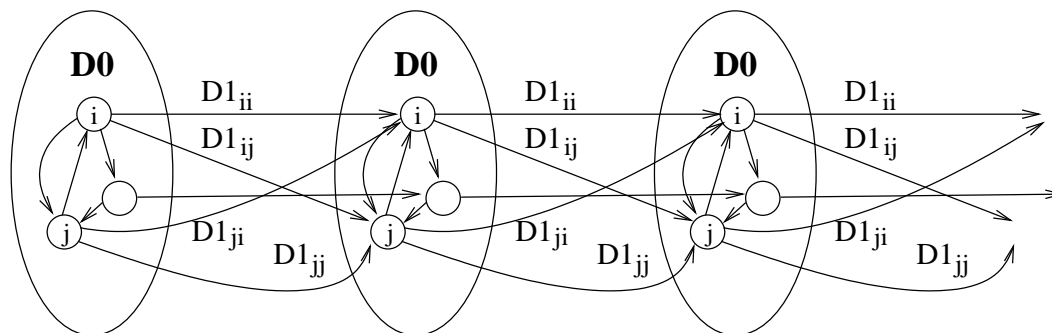
Properties of Markov arrival process

MAP: correlated arrivals

the phase distribution after an arrival depends on the previous inter-arrival time

$\{N(t), J(t)\}$ is a Markov chain, where

- $N(t)$: number of arrivals
- $J(t)$: phase of the CTMC



Markov arrival process

Structure of the generator matrix:

$$Q = \begin{array}{|c|c|c|c|c|} \hline \mathbf{D}_0 & \mathbf{D}_1 & & & \\ \hline & \mathbf{D}_0 & \mathbf{D}_1 & & \\ \hline & & \mathbf{D}_0 & \mathbf{D}_1 & \\ \hline & & & \mathbf{D}_0 & \mathbf{D}_1 \\ \hline & & & & \dots \\ \hline \end{array}$$

On the block level it is similar to the structure of a Poisson process.

→ “quasi” birth process.

Properties of Markov arrival process

- the phase distribution at arrival instances form a DTMC with $\mathbf{P} = (-\mathbf{D}_0)^{-1}\mathbf{D}_1$
→ correlated initial phase distributions,
- inter-arrival time is PH distributed with representation $(\boldsymbol{\alpha}_0, \mathbf{D}_0)$, $(\boldsymbol{\alpha}_1, \mathbf{D}_0)$, $(\boldsymbol{\alpha}_2, \mathbf{D}_0)$, ...
→ correlated inter-arrival times,
- phase process $(J(t))$ is a CTMC with generator $\mathbf{D} = \mathbf{D}_0 + \mathbf{D}_1$

Properties of Markov arrival process

- (embedded) stationary phase distribution after an arrival π is the solution of $\pi\mathbf{P} = \pi, \pi\mathbf{1} = 1$.
- stationary inter arrival time is $\text{PH}(\pi, \mathbf{D}_0)$.
- the stationary arrival intensity is $\lambda = \frac{1}{\pi(-\mathbf{D}_0)^{-1}\mathbf{1}}$.

Properties of Markov arrival process

The joint pdf of X_0 and X_k is

$$f_{X_0, X_k}(x, y) = \pi e^{\mathbf{D}_0 x} \mathbf{D}_1 \mathbf{P}^{k-1} e^{\mathbf{D}_0 y} \mathbf{D}_1 \mathbf{1}.$$

Due to the Markovian behaviour of MAPs X_0 and X_k depend only via their initial states !!!!

Lag k joint moment (\rightarrow correlation):

$$\begin{aligned} E(X_0 X_k) &= \int_{t=0}^{\infty} \int_{\tau=0}^{\infty} t \tau \pi e^{\mathbf{D}_0 t} \mathbf{D}_1 \mathbf{P}^{k-1} e^{\mathbf{D}_0 \tau} \mathbf{D}_1 \mathbf{1} \, d\tau \, dt \\ &= \pi \underbrace{\int_{t=0}^{\infty} t e^{\mathbf{D}_0 t} \, dt}_{(-\mathbf{D}_0)^{-2}} \mathbf{D}_1 \mathbf{P}^{k-1} \underbrace{\int_{\tau=0}^{\infty} \tau e^{\mathbf{D}_0 \tau} \, d\tau}_{(-\mathbf{D}_0)^{-2}} \mathbf{D}_1 \mathbf{1} \\ &= \pi (-\mathbf{D}_0)^{-1} \mathbf{P}^k (-\mathbf{D}_0)^{-1} \mathbf{1} \end{aligned}$$

Properties of Markov arrival process

Generally for $a_0 = 0 < a_1 < a_2 < \dots < a_k$
the joint density is:

$$\begin{aligned} f_{X_{a_0}, X_{a_1}, \dots, X_{a_k}}(x_0, x_1, \dots, x_k) &= \\ &= \pi e^{\mathbf{D}_0 x_0} \mathbf{D}_1 \mathbf{P}^{a_1 - a_0 - 1} e^{\mathbf{D}_0 x_1} \mathbf{D}_1 \mathbf{P}^{a_2 - a_1 - 1} \dots e^{\mathbf{D}_0 x_k} \mathbf{D}_1 \mathbf{I} , \end{aligned}$$

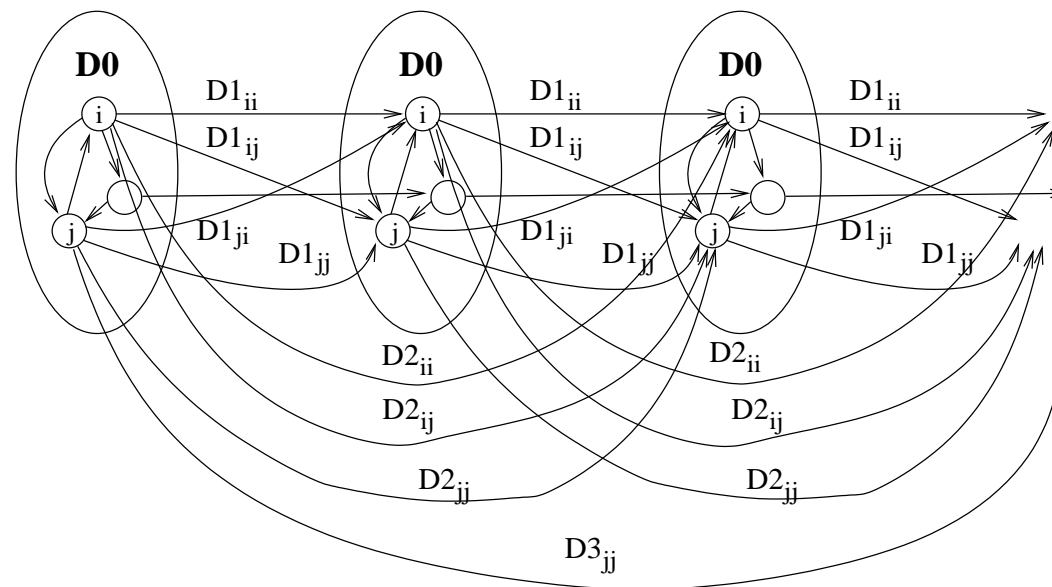
and the joint moment is:

$$\begin{aligned} E(X_{a_0}^{i_0}, X_{a_1}^{i_1}, \dots, X_{a_k}^{i_k}) &= \\ &= \pi i_0! (-\mathbf{D}_0)^{-i_0} \mathbf{P}^{a_1 - a_0} i_1! (-\mathbf{D}_0)^{-i_1} \mathbf{P}^{a_2 - a_1} \dots i_k! (-\mathbf{D}_0)^{-i_k} \mathbf{I} . \end{aligned}$$

Batch Markov arrival process

MAP with batch arrivals

- D_0 – phase transitions without arrival
- D_k – phase transitions with k arrivals



→ $\{N(t), J(t)\}$ is still a Markov chain.

Batch Markov arrival process

Structure of the generator matrix:

$$Q = \begin{array}{|c|c|c|c|c|} \hline \mathbf{D}_0 & \mathbf{D}_1 & \mathbf{D}_2 & \mathbf{D}_3 & \mathbf{D}_4 \\ \hline & \mathbf{D}_0 & \mathbf{D}_1 & \mathbf{D}_2 & \mathbf{D}_3 \\ \hline & & \mathbf{D}_0 & \mathbf{D}_1 & \mathbf{D}_2 \\ \hline & & & \mathbf{D}_0 & \mathbf{D}_1 \\ \hline & & & & \dots \\ \hline \end{array}$$

Properties of matrices \mathbf{D}_k :

- \mathbf{D}_0 : $\mathbf{D}_{0ij} \geq 0$ for $i \neq j$, and $\mathbf{D}_{0ii} \leq 0$
- for $k \geq 1$: $\mathbf{D}_{kij} \geq 0$

Examples of (batch) Markov arrival processes

- bath PH renewal process:

$$\mathbf{D}_0 = \mathbf{A}, \mathbf{D}_k = p_k \mathbf{a} \boldsymbol{\alpha}.$$

- MMPP (Markov modulated Poisson process):

$$\mathbf{D}_0 = \mathbf{Q} - \text{diag} \langle \boldsymbol{\lambda} \rangle, \mathbf{D}_1 = \text{diag} \langle \boldsymbol{\lambda} \rangle.$$

- IPP (Interrupted Poisson process):

$$\mathbf{D}_0 = \begin{array}{|c|c|} \hline -\alpha - \lambda & \alpha \\ \hline 0 & -\beta \\ \hline \end{array}, \quad \mathbf{D}_1 = \begin{array}{|c|c|} \hline \lambda & 0 \\ \hline 0 & 0 \\ \hline \end{array}.$$

- batch MMPP :

$$\mathbf{D}_0 = \mathbf{Q} - \text{diag} \langle \boldsymbol{\lambda} \rangle, \mathbf{D}_k = p_k \text{diag} \langle \boldsymbol{\lambda} \rangle.$$

Examples of (batch) Markov arrival processes

- filtered MAP (arrivals discarded with probability p):
 $\mathbf{D}_0 = \hat{\mathbf{D}}_0 + p\hat{\mathbf{D}}_1, \mathbf{D}_1 = (1 - p)\hat{\mathbf{D}}_1.$
- cyclicly filtered MAP (every second arrivals are discarded with probability p):

$$\mathbf{D}_0 = \begin{array}{|c|c|} \hline \hat{\mathbf{D}}_0 & 0 \\ \hline p\hat{\mathbf{D}}_1 & \hat{\mathbf{D}}_0 \\ \hline \end{array}, \quad \mathbf{D}_1 = \begin{array}{|c|c|} \hline 0 & \hat{\mathbf{D}}_1 \\ \hline (1-p)\hat{\mathbf{D}}_1 & 0 \\ \hline \end{array}.$$

- superposition of BMAPs:
 $\mathbf{D}_k = \hat{\mathbf{D}}_k \oplus \tilde{\mathbf{D}}_k,$

Kronecker product: $\mathbf{A} \otimes \mathbf{B} = \begin{array}{|c|c|c|} \hline A_{11}\mathbf{B} & \dots & A_{1n}\mathbf{B} \\ \hline \vdots & & \vdots \\ \hline A_{n1}\mathbf{B} & \dots & A_{nn}\mathbf{B} \\ \hline \end{array}$

Kronecker sum: $\mathbf{A} \oplus \mathbf{B} = \mathbf{A} \otimes \mathbf{I}_B + \mathbf{I}_A \otimes \mathbf{B}$

Examples of (batch) Markov arrival processes

- Departure process of an M/M/1/2 queue:

$$\mathbf{D}_0 = \begin{array}{|c|c|c|} \hline -\lambda & \lambda & \\ \hline & -\lambda - \mu & \lambda \\ \hline & & -\mu \\ \hline \end{array} \quad \mathbf{D}_1 = \begin{array}{|c|c|c|} \hline & & \\ \hline \mu & & \\ \hline & \mu & \\ \hline \end{array}$$

- Overflow process of an M/M/1/2 queue:

$$\mathbf{D}_0 = \begin{array}{|c|c|c|} \hline -\lambda & \lambda & \\ \hline \mu & -\lambda - \mu & \lambda \\ \hline & \mu & -\lambda - \mu \\ \hline \end{array} \quad \mathbf{D}_1 = \begin{array}{|c|c|c|} \hline & & \\ \hline & & \\ \hline & & \lambda \\ \hline \end{array}$$

- Correlated inter-arrivals ($\lambda_1 \neq \lambda_2$):

$$\mathbf{D}_0 = \begin{array}{|c|c|} \hline -\lambda_1 & 0 \\ \hline 0 & -\lambda_2 \\ \hline \end{array} \quad \mathbf{D}_1 = \begin{array}{|c|c|} \hline p\lambda_1 & (1-p)\lambda_1 \\ \hline (1-p)\lambda_2 & p\lambda_2 \\ \hline \end{array}$$

$p \sim 1 \rightarrow$ positive correlated consecutive inter-arrivals

$p \sim 0 \rightarrow$ negative correlated consecutive inter-arrivals

Rational arrival process

A point process with inter-arrival time X_0, X_1, \dots is a Rational arrival process if its joint density for $a_0 = 0 < a_1 < a_2 < \dots < a_k$ has the form:

$$\begin{aligned} f_{X_{a_0}, X_{a_1}, \dots, X_{a_k}}(x_0, x_1, \dots, x_k) &= \\ &= \pi e^{\mathbf{D}_0 x_0} \mathbf{D}_1 \mathbf{P}^{a_1 - a_0 - 1} e^{\mathbf{D}_0 x_1} \mathbf{D}_1 \mathbf{P}^{a_2 - a_1 - 1} \dots e^{\mathbf{D}_0 x_k} \mathbf{D}_1 \mathbf{1} , \end{aligned}$$

The matrix pair $\mathbf{D}_0, \mathbf{D}_1$ (without any structural description) define a Rational arrival process if

$$f_{X_{a_0}, X_{a_1}, \dots, X_{a_k}}(x_0, x_1, \dots, x_k) \geq 0$$

for $\forall k, a_0 < a_1 < a_2 < \dots < a_k, x_0, x_1, \dots, x_k$.

Queues with PH, MAP arrival/departure

Example: PH/M/1 queue

- arrival process: PH(τ, \mathbf{T}) renewal process ($t = -\mathbf{T}\mathbf{1}$)
- service time: exponentially distributed with parameter μ .

$$Q = \begin{array}{|c|c|c|c|c|} \hline \mathbf{T} & t\tau & & & \\ \hline \mu\mathbf{I} & \mathbf{T} - \mu\mathbf{I} & t\tau & & \\ \hline & \mu\mathbf{I} & \mathbf{T} - \mu\mathbf{I} & t\tau & \\ \hline & & \mu\mathbf{I} & \mathbf{T} - \mu\mathbf{I} & t\tau \\ \hline & & & \dots & \dots \\ \hline \end{array}$$

→ $\{N(t), J(t)\}$ is a Markov chain with generator

Queues with PH, MAP arrival/departure

Example: MAP/PH/1 queue

- arrival process: $\text{MAP}(\mathbf{D}_0, \mathbf{D}_1)$,
- service time: $\text{PH}(\boldsymbol{\tau}, \mathbf{T})$, ($t = -\mathbf{T}\mathbf{1}$).

$$Q = \begin{array}{|c|c|c|c|} \hline \mathbf{L}' & \mathbf{F}' & & \\ \hline \mathbf{B}' & \mathbf{L} & \mathbf{F} & \\ \hline & \mathbf{B} & \mathbf{L} & \cdots \\ \hline & & \cdots & \cdots \\ \hline \end{array}$$

where

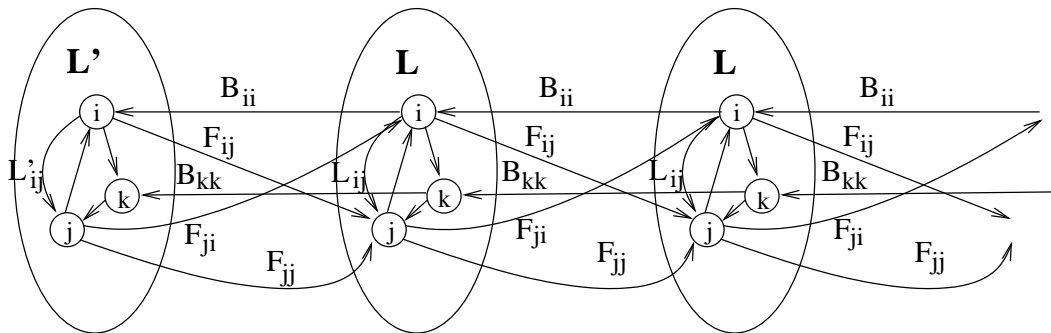
$$\mathbf{F} = \mathbf{D}_1 \otimes \mathbf{I}, \quad \mathbf{L} = \mathbf{D}_0 \oplus \mathbf{T}, \quad \mathbf{B} = \mathbf{I} \otimes t\boldsymbol{\tau},$$

$$\mathbf{F}' = \mathbf{D}_1 \otimes \boldsymbol{\tau}, \quad \mathbf{L}' = \mathbf{D}_0, \quad \mathbf{B}' = \mathbf{I} \otimes \mathbf{T}.$$

Quasi birth-death process

- $N(t)$ is the “level” process (e.g., number of customers in a queue),
- $J(t)$ is the “phase” process (e.g., state of the environment).

The CTMC $\{N(t), J(t)\}$ is a Quasi birth-death process if transitions are restricted to one level up or down or inside the same level.



Level 0 is irregular (e.g., no departure).

Quasi birth-death process

Structure of the transition probability matrix:

$$Q = \begin{array}{|c|c|c|c|c|} \hline L' & F & & & \\ \hline B & L & F & & \\ \hline & B & L & F & \\ \hline & & B & L & F \\ \hline & & & \dots & \dots \\ \hline \end{array}$$

On the block level it has a birth-death structure

→ “quasi” birth-death process.

Matrix geometric distribution

Stationary solution: $\pi\mathbf{Q} = \mathbf{0}$, $\pi\mathbf{1} = 1$.

Partitioning π : $\pi = \{\pi_0, \pi_1, \pi_2, \dots\}$

Decomposed stationary equations:

$$\pi_0\mathbf{L}' + \pi_1\mathbf{B} = \mathbf{0}$$

$$\pi_{n-1}\mathbf{F} + \pi_n\mathbf{L} + \pi_{n+1}\mathbf{B} = \mathbf{0} \quad \forall n \geq 1$$

$$\sum_{n=0}^{\infty} \pi_n \mathbf{1} = 1$$

Conjecture: $\pi_n = \pi_{n-1}\mathbf{R} \rightarrow \pi_n = \pi_0\mathbf{R}^n$ and

$$\pi_0\mathbf{L}' + \pi_0\mathbf{R}\mathbf{B} = \mathbf{0}$$

$$\pi_0\mathbf{R}^{n-1}\mathbf{F} + \pi_0\mathbf{R}^n\mathbf{L} + \pi_0\mathbf{R}^{n+1}\mathbf{B} = \mathbf{0} \quad \forall n \geq 1$$

$$\sum_{n=0}^{\infty} \pi_0\mathbf{R}^n \mathbf{1} = \pi_0(\mathbf{I} - \mathbf{R})^{-1} \mathbf{1} = 1$$

Matrix geometric distribution

The solution is defined by vector π_0 and matrix \mathbf{R} :

Matrix \mathbf{R} is the solution of the matrix equation:

$$\mathbf{F} + \mathbf{R}\mathbf{L} + \mathbf{R}^2\mathbf{B} = \mathbf{0}$$

Vector π_0 is the solution of linear system:

$$\pi_0(\mathbf{L}' + \mathbf{R}\mathbf{B}) = \mathbf{0}$$

$$\pi_0(\mathbf{I} - \mathbf{R})^{-1}\mathbf{1} = 1$$

Minimal solution of the quadratic equation

From

$$\mathbf{F} + \mathbf{R}\mathbf{L} + \mathbf{R}^2\mathbf{B} = \mathbf{0}$$

we have

$$\mathbf{R} = \mathbf{F} (-\mathbf{L} - \mathbf{R}\mathbf{B})^{-1}$$

A simple numerical algorithm to calculate \mathbf{R} :

```
R := 0;  
REPEAT  
  Rold := R;  
  R := F (-L - RB)-1 ;  
UNTIL ||R - Rold|| ≤ ε
```

Performance measures

The typical performance measures can be computed in an efficient way based on the stationary distribution.

For example, the mean number of customers in the queue is

$$\sum_{i=0}^{\infty} i\pi_i \mathbf{1} = \pi_0 \sum_{i=0}^{\infty} i\mathbf{R}^i \mathbf{1} = \pi_0 \mathbf{R}(\mathbf{I} - \mathbf{R})^{-2} \mathbf{1}$$

Queues with ME, RAP arrival/departure

Example: RAP/ME/1 queue

- arrival process: $\text{RAP}(\mathbf{D}_0, \mathbf{D}_1)$,
- service time: $\text{ME}(\tau, \mathbf{T})$, ($t = -\mathbf{T}\mathbf{I}$).

$$Q = \begin{array}{|c|c|c|c|} \hline \mathbf{L}' & \mathbf{F}' & & \\ \hline \mathbf{B}' & \mathbf{L} & \mathbf{F} & \\ \hline & \mathbf{B} & \mathbf{L} & \dots \\ \hline & & \dots & \dots \\ \hline \end{array}$$

where

$$\mathbf{F} = \mathbf{D}_1 \otimes \mathbf{I}, \quad \mathbf{L} = \mathbf{D}_0 \oplus \mathbf{T}, \quad \mathbf{B} = \mathbf{I} \otimes t\tau,$$

$$\mathbf{F}' = \mathbf{D}_1 \otimes \tau, \quad \mathbf{L}' = \mathbf{D}_0, \quad \mathbf{B}' = \mathbf{I} \otimes \mathbf{T}.$$

The same analysis applies as for the Markovian models!!!

Open problems

- Markovian models
 - canonical representation of the PH class
 - structural restrictions of MAPs
 - efficient PH fitting (whole PH class)
 - efficient MAP fitting
- non-Markovian models
 - efficient check if (α, \mathbf{A}) defines an ME distribution.
 - efficient check if $(\mathbf{D}_0, \mathbf{D}_1)$ defines a RAP.
 - structural restrictions of RAPs
 - ME fitting
 - RAP fitting